

ADVANCED DIAGNOSTICS

New Software Release

ADS190

Ford/Mazda Parameter Reset 2012

A u g u s t 2 0 1 2

Advanced Diagnostics are pleased to announce the release of new parameter reset software for various Ford, Lincoln, Mercury, & Mazda vehicles. On Ford / Mazda vehicles - if any of the vehicle's PATS (Passive Anti-Theft System) components such as the dashboard (HEC) or the

Power Control Modulue (PCM) are replaced or exchanged a PARAMETER RESET must be performed to re-match the vehicles PATS system. Previously released Ford software is required for the new software to function.

CABLE	ADC250 or ADC151
DONGLE	A
SOFTWARE CATEGORY	C
OTHER SOFTWARE REQUIRED	ADS100, ADS155, ADS172, ADS175
SMARTCARD WEBSITE SECURITY	YES



www.advanced-diagnostics.com



Applications








FORD USA (ADS190) PARAMETER RESET



				1234		PRO 		Parameter Reset
CROWN VICTORIA	2007 ⇨ 2008	*	*	*	*	ADC250 or ADC151	A	✓
E SERIES VAN	2008 ⇨ 2009	*	*	*	*	ADC250 or ADC151	A	✓
EDGE	2007 ⇨ 2009	*	*	*	*	ADC250 or ADC151	A	✓
ESCAPE	2008	*	*	*	*	ADC250 or ADC151	A	✓
EXPEDITION	2007 ⇨ 2008	*	*	*	*	ADC250 or ADC151	A	✓
EXPLORER	2006 ⇨ 2008	*	*	*	*	ADC250 or ADC151	A	✓
EXPLORER Sport Trac	2007 ⇨ 2009	*	*	*	*	ADC250 or ADC151	A	✓
FREESTYLE	2007⇨	*	*	*	*	ADC250 or ADC151	A	✓
FUSION	2006 ⇨ 2009	*	*	*	*	ADC250 or ADC151	A	✓
F250 350	2008 ⇨ 2010	*	*	*	*	ADC250 or ADC151	A	✓
MARK LT	2008⇨	*	*	*	*	ADC250 or ADC151	A	✓
MILAN	2006 ⇨ 2008	*	*	*	*	ADC250 or ADC151	A	✓
MKX	2007 ⇨ 2010	*	*	*	*	ADC250 or ADC151	A	✓
MKZ	2007 ⇨ 2010	*	*	*	*	ADC250 or ADC151	A	✓
MONTEGO	2007	*	*	*	*	ADC250 or ADC151	A	✓
MOUNTAINEER	2006 ⇨ 2008	*	*	*	*	ADC250 or ADC151	A	✓
NAVIGATOR	2007 ⇨ 2009	*	*	*	*	ADC250 or ADC151	A	✓
RANGER Non V6	2006 ⇨ 2008	*	*	*	*	ADC250 or ADC151	A	✓
SABLE	2008	*	*	*	*	ADC250 or ADC151	A	✓
TAURUS	2008 ⇨ 2009	*	*	*	*	ADC250 or ADC151	A	✓
ZEPHYR	2006	*	*	*	*	ADC250 or ADC151	A	✓
ESCAPE/Petrol/ Flex Fuel	2009 ⇨ 2010	*	*	*	*	ADC250 or ADC151	A	✓
EXPEDITION	2009⇨	*	*	*	*	ADC250 or ADC151	A	✓
FOCUS	2008	*	*	*	*	ADC250 or ADC151	A	✓
F150 250	2009 ⇨ 2011	*	*	*	*	ADC250 or ADC151	A	✓
F20 350	2008 ⇨ 2010	*	*	*	*	ADC250 or ADC151	A	✓
MARINER	2008 ⇨ 2012	*	*	*	*	ADC250 or AD151	A	✓
MOUNTAINEER	2009 ⇨	*	*	*	*	ADC250 or ADC151	A	✓








Applications

Ford USA Parameter Reset - Continued

				1234		PRO 		Parameter Reset
E250 VAN	2010	*	*	*	*	ADC250 or ADC151	A	✓
E350 VAN	2010	*	*	*	*	ADC250 or ADC151	A	✓
FUSION Petrol	2010 ⇄	*	*	*	*	ADC250 or ADC151	A	✓
MILAN	2010 ⇄	*	*	*	*	ADC250 or ADC151	A	✓
MUSTANG	2011 ⇄	*	*	*	*	ADC250 or ADC151	A	✓
FUSION Petrol Sport	2010 ⇄	*	*	*	*	ADC250 or ADC151	A	✓
MKZ	2010 ⇄	*	*	*	*	ADC250 or ADC151	A	✓
MUSTANG	2010	*	*	*	*	ADC250 or ADC151	A	✓
TAURUS	2010 ⇄ 2012	*	*	*	*	ADC250 or ADC151	A	✓
EDGE Non-Prox	2010	*	*	*	*	ADC250 or ADC151	A	✓
EXPLORER	2010	*	*	*	*	ADC250 or ADC151	A	✓
EXPLORER Sport Trac	2010 ⇄	*	*	*	*	ADC250 or ADC151	A	✓
FLEX	2010 ⇄ 2012	*	*	*	*	ADC250 or ADC151	A	✓
F250	2010 ⇄	*	*	*	*	ADC250 or ADC151	A	✓
F250 LARIAT KING Diesel	2010	*	*	*	*	ADC250 or ADC151	A	✓
F350	2010	*	*	*	*	ADC250 or ADC151	A	✓
F550	2011 ⇄	*	*	*	*	ADC250 or ADC151	A	✓
MKX	2010 ⇄ 2012	*	*	*	*	ADC250 or ADC151	A	✓
MOUNTAINEER	2010 ⇄	*	*	*	*	ADC250 or ADC151	A	✓
NAVIGATOR	2010 ⇄	*	*	*	*	ADC250 or ADC151	A	✓
TRANSIT	2010	*	*	*	*	ADC250 or ADC151	A	✓
EDGE Non-Prox	2011 ⇄	*	*	*	*	ADC250 or ADC151	A	✓
EXPLORER Non-Prox	2011 ⇄	*	*	*	*	ADC250 or ADC151	A	✓
FLEX Non-Prox	2013	*	*	*	*	ADC250 or ADC151	A	✓
F250 350	2011 ⇄	*	*	*	*	ADC250 or ADC151	A	✓
F150 Super Duty	2011 ⇄	*	*	*	*	ADC250 or ADC151	A	✓
F250 Super Duty	2011	*	*	*	*	ADC250 or ADC151	A	✓
F350	2011	*	*	*	*	ADC250 or ADC151	A	✓
TAURUS Non-Prox	2013	*	*	*	*	ADC250 or ADC151	A	✓
FOCUS	2012	*	*	*	*	ADC250 or ADC151	A	✓
F150 250	2011 ⇄	*	*	*	*	ADC250 or ADC151	A	✓

Applications

MAZDA USA (ADS190) PARAMETER RESET

				1234		PRO 		Parameter Reset
CX7	2009 ⇨	*	*	*	*	ADC250 or ADC151	A	✓
CX9	2009 ⇨	*	*	*	*	ADC250 or ADC151	A	✓
MAZDA 2	2008 ⇨	*	*	*	*	ADC250 or ADC151	A	✓
MAZDA 3	2009 ⇨	*	*	*	*	ADC250 or ADC151	A	✓
MAZDA 5	2012 ⇨	*	*	*	*	ADC250 or ADC151	A	✓
MX5	2009 ⇨	*	*	*	*	ADC250 or ADC151	A	✓
RX8	2009 ⇨	*	*	*	*	ADC250 or ADC151	A	✓
MAZDA 6 (BCM)	2008⇨	*	*	*	*	ADC250 or ADC151	E	✓
MAZDA 6 (PCM)	2008 ⇨	*	*	*	*	ADC250 or ADC151	A	✓